



2023 Summer Math and Grammar Assignment

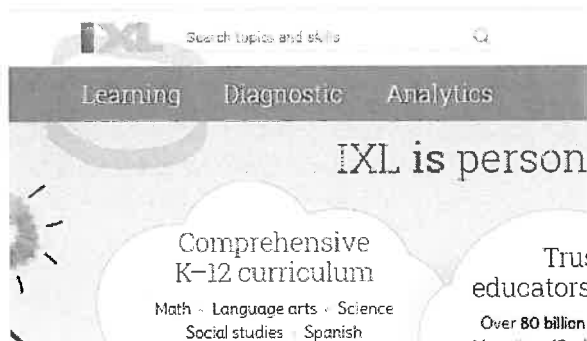
Dear Blessed Sacrament Families,

Summer is upon us again. Studies show that children need reinforcement of learned skills over the summer. The summer assignment is 20 math skills and 20 grammar skills from the “SUMMER BOOST SKILLS PLAN” located in your ixl.com account. You may work at your own pace, but the preferred method is to practice a little each day. There is no need to keep a paper record of your ixl.com practice. Your teacher has access to your progress.

This assignment will be your first graded math assignment for the 2023-24 school year. If you are unable to complete this assignment due to summer plans, you **MUST** have a parent communicate with the school. An alternate assignment will be given.

How to Access you Summer Assignment:

1. Go to <https://www.IXL.com>
2. Enter your username and password in the upper right corner and click the button to sign in.
3. From the home page, click on the “LEARNING” tab.



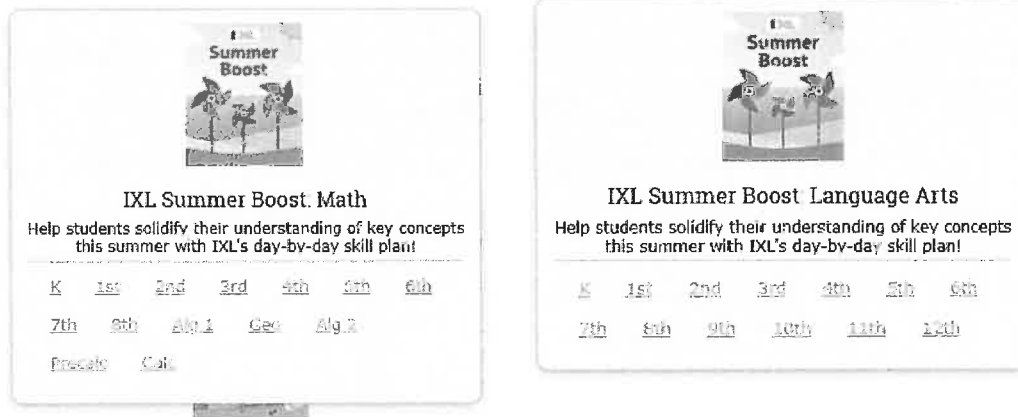
4. From the “Learning” tab, click on “SKILL PLANS.”



Recommendations

Here are all the math and language arts skills recommended just for you, based on the different types of recommendations and skills you still need!

5. From the Skill Plans, Select “IXL SUMMER BOOST: MATH” or “IXL SUMMER BOOST: LANGUAGE ARTS.” **Select the grade you will be entering NEXT SCHOOL YEAR.** (For example, students who just finished 6th grade should select 7th grade.)



6. During the summer, complete each of the skills with a Smartscore of 80 or higher. If you already have a Smartscore for one of the sections, complete 10 practice problems to receive credit for the section.

I hope you will use IXL regularly this summer and I look forward to seeing you in the fall!

Sincerely,

Blessed Sacrament Language Arts and Math Teachers

Summer reading for rising 4th graders

Hello friends! We hope your summer is going well and that you are having lots of fun.

Your summer reading project is to read the novel, Matilda by Roald Dahl. Whilst reading the novel, you should be making notes about the characters, the plot, and setting. We have worked on these skills this year so it should be familiar to you. After each chapter complete a sticky note sized summary of what has happened. After you have finished reading the novel, you will fill out the attached story map.

In addition to reading the novel, watch the movie, Matilda. Whilst watching the movie, you should make notes of what happens, any characters, the setting and plot. We have included a Venn diagram for you to compare and contrast the book to the movie. When you are filling out your Venn diagram, be sure to use your notes and summaries that you created whilst reading the book and watching the movie. Be specific in your descriptions and use your neatest handwriting!

During the first week of school, you can return your story map and Venn diagram to your third grade teacher.

Mr. Andrews, Miss Cogswell and Mrs. Tropea


My Book Report



By _____

The title of my book is:

I would rate this book ...



Author: _____

Characters:

Setting:

Plot

Beginning


Middle

End

My favorite part of the story is...

If I was to add a detail, character or event in the story, it would be this...

Draw a picture of the main character



Matilda

